





Welcome to the Digital Literacy resource for Reception and Year One

Age Category	Common Sense Media Unit	Other opportunities and resources for learning :	Curriculum Links (Strand in brackets) There may be other relevant objectives within the relevant strand or curriculum document.
<p><i>This section shows you which year group this material is designed for.</i></p> <p><i>It also shows you which category of digital literacy this covers.</i></p>	<p><i>This section gives you the link to the overview of the Common Sense Media Lesson plan. You can download the whole lesson if you wish by clicking on the download button (registration required). It also gives you a summary of the lesson content.</i></p>	<p><i>In this section you will find some useful additional resources and ideas that you may wish to use, in addition to the Common Sense Media lesson.</i></p> <p><i>The resources in this section come from a variety of sources including:</i></p> <p><i>Australian Government Office of the Children’s eSafety Commissioner</i></p> <p><i>UK Safer Internet Centre</i></p> <p><i>CEOP</i></p> <p><i>Childnet</i></p>	<p><i>In this section, you will find some suggested objectives from the Framework for Children’s Learning for 3 to 7-year olds in Wales and the Literacy and Numeracy Framework.</i></p> <p><i>The tick boxes indicate relevant objectives.</i></p> <p><i>This list is not intended to be an exhaustive list, nor should it be considered prescriptive.</i></p>
<p>Hwb+ <i>This section intends to give you some suggestions on how you could use Hwb+ to deliver some of this lesson, or extend your pupil/students’ learning further.</i></p>		<p><i>For some lessons you may also find additional lesson ideas in this section. Again, you may or may not wish to use these ideas in your teaching.</i></p>	




Age Category	Common Sense Media Unit	Other opportunities and resources for learning:	Curriculum Links (Strand in brackets) There may be other relevant objectives within the relevant strand or curriculum document.
<p>Foundation Phase Reception/Year 1</p> 	<p>Lesson 1</p> <p><u>Going Places Safely</u></p> <p>Pupils learn that they can go to exciting places online, but they need to follow certain rules to remain safe</p>	<p>Cybersmart - Zippep's Astro Circus - Online game</p> <p>Childnet - Smartie the Penguin - ebook</p> <p>Childnet - Digiduck e-book</p> <p>Netsmartz - Router's Birthday Surprise Interactive resource</p> <p>Netsmartz - Clicky's Online Safety Rap - Video</p> <p>Netsmartz - Way 2 Go - Video</p>	<p>Literacy Framework</p> <ul style="list-style-type: none"> show that they have listened to others, e.g. by drawing a picture (Oracy -R) join in, repeat or memorise rhymes, songs and stories (Oracy Y1) with some support (Oracy -R) make meaning from visual features of the text, e.g. illustrations, photographs, diagrams and charts (Reading -R) identify words and pictures on-screen which are related to a topic (Reading -Y1) <p>Personal and Social Development, Well-Being and Cultural Diversity</p> <ul style="list-style-type: none"> experiment with new learning opportunities, including ICT
<p>Hwb+</p> <ul style="list-style-type: none"> You could provide links for the children to visit as part of their topic work or these resources You could use a wiki page to record the rules for staying safe 		<p>Netsmartz - Delivery for webster - ebook</p> <p>Further lesson idea: Create a class safety promo film for staying safe around the school. If green screen technology is available pupils could create a safety promo film for other places such as the local park, the city centre, the library etc. Take class on a short technology safari around the local area identifying street technology: network boxes, traffic lights, street lighting controls, alarms etc</p>	<p>Knowledge and understand of the world</p> <ul style="list-style-type: none"> becoming aware of human achievements and the 'big ideas' that have shaped the world investigating sources and issues



Age Category	Common Sense Media Unit	Other opportunities and resources for learning:	Curriculum Links (Strand in brackets) There may be other relevant objectives within the relevant strand or curriculum document.
<p>Foundation Phase Reception/Year 1</p> 	<p>Lesson 2</p> <p>ABC Searching</p> <p>Pupils search for pictures online by clicking on letters of the alphabet. They learn that directory sites with alphabetical listings offer one way to find things on the Internet</p>	<p>SWGfL - Swiggle Education search engine and resource site for children</p> <p>Google – Safesearchkids Search engine for children</p> <p>Childnet - What is Reliable? The Adventures of Kara, Winston and the SMART Crew</p> <p>AVG – Magda and Mo E-book</p>	<p>Literacy Framework</p> <ul style="list-style-type: none"> Contribute to conversations and respond to others, taking turns when prompted (Oracy – Y1) Read simple words (Reading –R) Read simple captions and text (Reading – R) Look for clues in the text to understand information (Reading Y1) <p>Personal and Social Development, Well-Being and Cultural Diversity</p> <ul style="list-style-type: none"> experiment with new learning opportunities, including ICT <p>Knowledge and understand of the world</p> <ul style="list-style-type: none"> investigating sources and issues using and becoming familiar with common words and phrases for their world
<p>Hwb⁺</p> <ul style="list-style-type: none"> With more able pupils/students you could create an online picture dictionary using the wiki tool, or using a tablet device and uploading the outcome Create picture books (at home or school) and upload to Hwb (parental support required) 		<p>Further lesson idea: Ordering objects in the classroom by alphabet create a role play area 'Alphabetical toy shop' Line up/group in alphabetical order, hair colour, height order, age order etc. Create alphabet ebooks. Sort objects by colour, size etc.</p>	




Age Category	Common Sense Media Unit	Other opportunities and resources for learning:	Curriculum Links (Strand in brackets) There may be other relevant objectives within the relevant strand or curriculum document.
Foundation Phase Year 1 	Lesson 3 <u>Keep it Private</u> Pupils learn that many websites ask for information that is private and discuss how to responsibly handle such requests	<p>CEOP - Hector's World Cartoons and teacher resources</p> <p>Childnet - The SMART crew Cartoon on the SMART rules</p> <p>Childnet - Smartie the Penguin E-book and teachers resources</p> <p>BBC - Guy Fawkes shares personal information over the internet and gets into trouble Horrible Histories resource on internet privacy</p> <p>ICO – Personal information and information rights Lesson plans and resources</p>	Literacy Framework <ul style="list-style-type: none"> Express an opinion on familiar subjects (Oracy – Y1) Show understanding of what they have heard by asking questions to find out more information (Oracy – Y1) Personal and Social Development, Well-Being and Cultural Diversity <ul style="list-style-type: none"> Consider the consequences of words and actions for themselves and others Knowledge and understand of the world <ul style="list-style-type: none"> Expressing their own opinions and feelings, and making decisions while considering the viewpoints of others
<p>Hwb+</p> <ul style="list-style-type: none"> Discuss the usernames and passwords the children use for Hwb+ You could develop a page in Hwb+ as a 'digital shop window'. This would only be accessible by authorised users of your school 		Further lesson idea: Pupils create their own 'Shop Window' - What information would you like to be available about you in a safe shop window? What information wouldn't they include and why? Try developing a digital shop window of the class - you could use a safe online space such as Picture Teller, or learning platform or secure online area for the shop window display. Use digital images, sounds and video	



Age Category	Common Sense Media Unit	Other opportunities and resources for learning :	Curriculum Links (Strand in brackets) There may be other relevant objectives within the relevant strand or curriculum document.
<p>Foundation Phase Year 1</p> <div data-bbox="98 512 318 608"> </div> <div data-bbox="98 619 318 715"> </div>	<p>Lesson 4</p> <p><u>My Creative Work</u></p> <p>Pupils are introduced to the concept of having ownership over creative work. They practice putting their name and date on something they produce</p>	<p>Budd:e - Budd:e – stay smart online Online learning activities, rewards and interactive tool.</p>	<p>Literacy Framework</p> <ul style="list-style-type: none"> • Talk about things they have made or done, explaining the process (Oracy – Y1) • Include some detail and some relevant vocabulary to extend their ideas or accounts (Oracy – Y1) <p>Knowledge and understand of the world</p> <ul style="list-style-type: none"> • thinking about what might happen if • investigating sources and issues
<p>Hwb+</p> <ul style="list-style-type: none"> • If you are using the foundation phase template, pupils/students could use the paint tool to draw a self portrait • Show how Hwb+ links work to their username 			



Age Category	Common Sense Media Unit	Other opportunities and resources for learning :	Curriculum Links (Strand in brackets) There may be other relevant objectives within the relevant strand or curriculum document.
<p>Foundation Phase Year 1</p> 	<p>Lesson 5</p> <p><u>Sending Email</u></p> <p>Pupils explore how they can use email to communicate with real people within their schools, families, and communities</p>	<p>Childnet – What should you accept? The Smart Crew</p> <p>CEOP - Lee and Kim Children learn that avatars are controlled by real people. Activities, videos, lessons plans, puppet masks.</p> <p>Insafe - Play & Learn – Being Online Activity book</p> <p>Further lesson idea: Postcard penpals - pupils create a multimedia postcard featuring themselves and the things that are important to them, compare with real life photographs of themselves and the things around them. Discuss the differences and similarities. You could use a simple publishing tool or even a video clip or talking photo using <i>picture teller</i>.</p>	<p>Literacy Framework</p> <ul style="list-style-type: none"> • speak audibly, conveying meaning to listeners beyond their friendship group (Oracy – Y1) • select letters, words and pictures to compose writing on-screen (Writing – Y1) <p>Personal and Social Development, Well-Being and Cultural Diversity</p> <ul style="list-style-type: none"> • experiment with new learning opportunities, including ICT • develop an understanding of the behavioural expectations of the setting/school <p>Knowledge and understand of the world</p> <ul style="list-style-type: none"> • becoming aware of human achievements and the “big ideas” that have shaped the world
<p>Hwb+</p> <ul style="list-style-type: none"> • Pupils/students can use the mail facility in Hwb+ to send messages to classmates/teachers in the school • This could be an opportunity to introduce OneDrive 			